

Image shown above 28.6 Horizontal Suspended

Series	28, 38V, 57, 73, 84, 84V, 118
Mounting	Suspended
Glass Colours	28: Clear, colour pendants 38V: Clear 57: Grey, white, light mirror, dark mirror 73: Clear, grey 1, grey 2, grey 3 84: Clear/copper 84V: Clear/copper 118: White, bronze
Lamp	1W LED, 2700K, 100lm (2500K and 3000K options available)
Cable Lengths	3m, 6m, 15m
Finishes	Brass or black powder coated stem Matte black or white canopy
Materials	Blown glass, brass stem, electrical components
Power Supply	Integral Bocci recommends remote mounting power supplies for ease of long-term maintenance.
Environment	Indoor, dry location. IP20
Note	<p>The brass used in our Stem Series is untreated and, as such, will develop a natural patina over time. To avoid any marking or tarnish on the brass during handling and installation, please use the gloves provided in your shipment.</p> <p>Every single Bocci product is handmade. Each one is variously blown, poured, carved, polished, packed and dispatched directly by us. As such, no two products are identical; they are individual, irregular expressions of our research.</p>
Patent #	28: US D687,740 EU 001695834-001 to 004 38V: EU 002071019-001 57: US D796732 EU 002268581-0001 to 0006

73: US D762,323 S
EU 002633230-0001 - 0003

84: EU 003611144-0001 to 0004

118: Worldwide patents pending.

Certifications

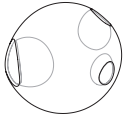




Weight (kg)

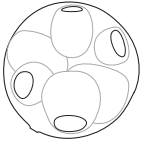
	XXX.3 (900mm)	XXX.3 (1800mm)	XXX.6 (1800mm)	XXX.6 vertical (1800mm)
28	4.7	5.7	9.4	8.2
38V	7.1	8.2	14.3	-
57	5.2	6.3	10.5	-
73	6.2	8.9	15.7	-
84	6.5	7.5	12.9	-
84V	7.4	8.4	14.8	-
118	7.4	8.5	15	-

28



± Ø157 - 171

38V



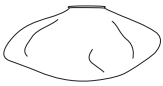
± Ø190 - 215

57



± 100 - 150

73



± 120 - 150

± 230 - 380

84



± 110 - 120

± Ø110 - 120

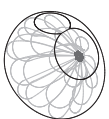
84V



± 90 - 75

± Ø110 - 130

118

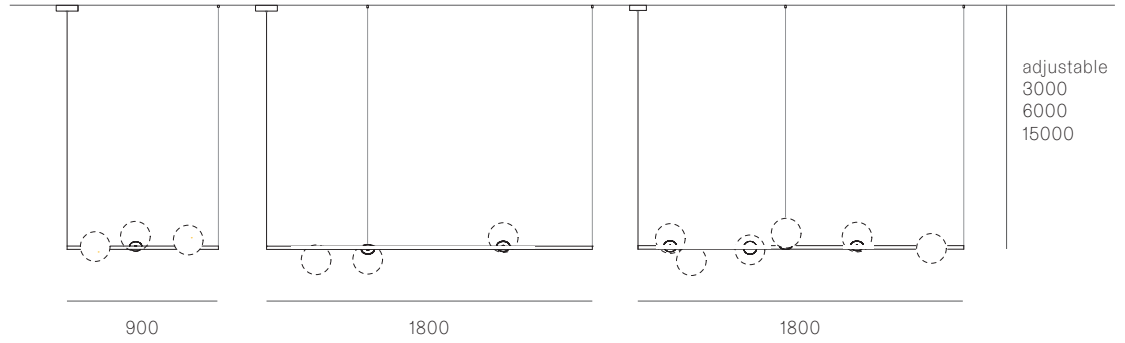


± Ø130 - 146

XXX.3

XXX.3

XXX.6



28.6

