

Image shown above 28.6 Horizontal Suspended

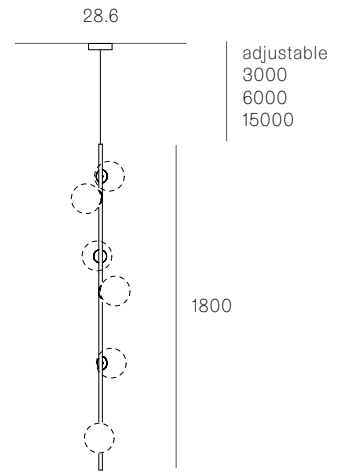
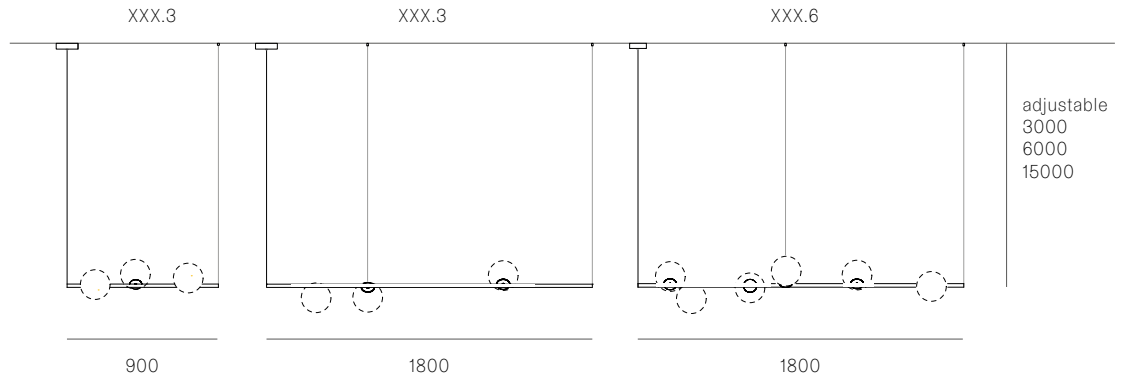
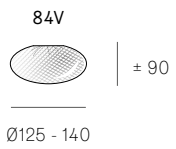
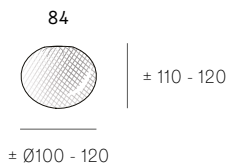
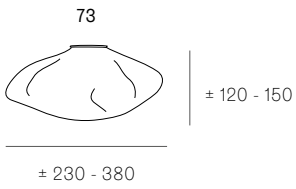
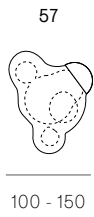
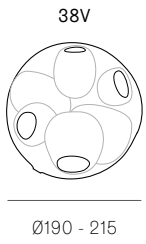
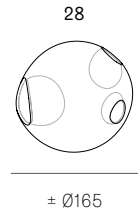
Series	28, 38V, 57, 73, 84, 84V
Mounting	Suspended
Glass Colours	28: Clear, colour pendants 38V: Clear 57: Grey, white, light mirror, dark mirror 73: Clear, grey 1, grey 2, grey 3 84: Clear/copper 84V: Clear/copper
Lamp	1.5W LED, 2500K, 130lm
Stem Lengths	900mm, 1800mm long stem
Cable Lengths	3m, 6m, 15m
Finishes	Brass or black powder coated stem Matte black, white or brushed nickel canopy
Materials	Blown glass, brass stem, electrical components
Power Supply	Integral Bocci recommends remote mounting power supplies for ease of long-term maintenance.
Environment	Indoor, dry location. IP20
Note	The brass used in our Stem Series is untreated and, as such, will develop a natural patina over time. To avoid any marking or tarnish on the brass during handling and installation, please use the gloves provided in your shipment. Every single Bocci product is handmade. Each one is variously blown, poured, carved, polished, packed and dispatched directly by us. As such, no two products are identical; they are individual, irregular expressions of our research.

Patent #	28: US D687,740 EU 001695834-001 to 004 38V: EU 002071019-001 57: US D796732 EU 002268581-0001 to 0006 73: US D762,323 S EU 002633230-0001 - 0003 84: EU 003611144-0001 to 0004
-----------------	--



Weight (kg)

	XXX.3 (900mm)	XXX.3 (1800mm)	XXX.6 (1800mm)	XXX.6 vertical (1800mm)
28	4.7	5.7	9.4	8.2
38V	7.1	8.2	14.3	-
57	5.2	6.3	10.5	-
73	6.2	8.9	15.7	-
84	6.5	7.5	12.9	-
84V	7.4	8.4	14.8	-



All dimensions are in millimeters (mm) unless otherwise specified.