


A P P A R A T U S



AGED BRASS / TAUPE LEATHER

VANITY : SCONCE


REFERENCE

MOLECULAR GEOMETRY
DRESSING ROOMS

COMPOSITION

SPHERES AND LINE SEGMENTS
LIGHT SOURCES CONFIGURED FOR FLATTERING EFFECT
OPTIONAL HAND-WRAPPED LEATHER OR SUEDE

A P P A R A T U S

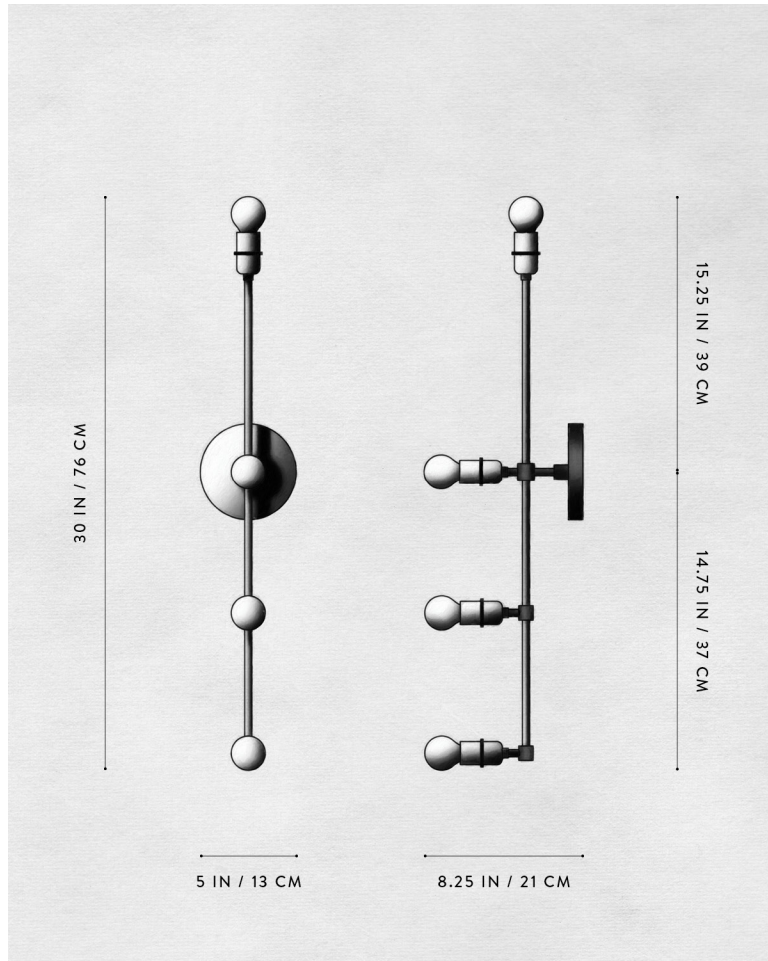


AGED BRASS / BLACK LEATHER



AGED BRASS / BLACK LEATHER

A P P A R A T U S



DIMENSIONS

WEIGHT

PRICE

VOLTAGE

LAMPING

BULB INCLUDED

BULB LIFE

DEPOSIT

BALANCE

LEAD TIME

VANITY : SCONCE

30 H, 8.25 D IN

76 H, 21 D CM

APPROX. 5 LBS / 2 KG

FROM \$2000 BRASS

FROM \$2400 W/ LEATHER OR SUEDE

120-240

UL / CE

MAX 40W

4 X 3W DIMMABLE LED BULB

240 LUMENS EACH

2500K

120V : E12 GLOBE SM : MATTE WHITE

240V : E14 GLOBE SM : MATTE WHITE

30,000 HOURS

50% UPON ORDER

DUE PRIOR TO SHIPPING

PLEASE REFER TO WEBSITE


FINISHED AND ASSEMBLED BY HAND IN NY

DOMESTIC AND IMPORTED COMPONENTS


A P P A R A T U S



AGED BRASS



OIL-RUBBED BRONZE



BLACKENED BRASS



TARNISHED SILVER




LEATHER - CANE



LEATHER - SADDLE



LEATHER - TAUPE



LEATHER - BLACK



SUEDE - ICE



SUEDE - PEWTER



SUEDE - BRONZE




SUEDE - SEPIA



SUEDE - JUNIPER



SUEDE - PLUM



SUEDE - BLACK

METAL

LEATHER

SUEDE

VANITY : SCONCE

AGED BRASS [WAXED]
 OIL-RUBBED BRONZE [WAXED]
 BLACKENED BRASS [WAXED]
 TARNISHED SILVER [LACQUERED] ADD 35%

CANE
 SADDLE
 TAUPE
 BLACK

ICE
 PEWTER
 BRONZE
 SEPIA
 JUNIPER
 PLUM
 BLACK