

A P P A R A T U S




AGED BRASS / TAUPE LEATHER

CYLINDER : PENDANT

REFERENCE	PROPORTION VERSUS UTILITY WALTER DE MARIA
COMPOSITION	FUNCTIONAL, DIRECTIONAL LIGHTING MECHANICAL JOINT PRIMARY OR SECONDARY LIGHT SOURCE

A P P A R A T U S




AGED BRASS / TAUPE LEATHER



AGED BRASS | TARNISHED SILVER | BLACKENED BRASS | AGED BRASS

A P P A R A T U S




	CYLINDER : PENDANT
DIMENSIONS	<ul style="list-style-type: none"> $\varnothing 5 \text{ IN}$ $\varnothing 13 \text{ CM}$ HEIGHT TO ORDER APPROX. 10 LBS / 5 KG
WEIGHT	
PRICE	<ul style="list-style-type: none"> FROM \$3000 FROM \$3500 W/ LEATHER OR SUEDE
MINIMUM HEIGHT	<ul style="list-style-type: none"> 18 IN CUSTOM OPTIONS AVAILABLE FOR HEIGHT OVER 72 IN
INCLUDES ADD HEIGHT	<ul style="list-style-type: none"> 60 IN \$20 / IN, \$40 / IN LEATHER, \$90 /IN PYTHON
VOLTAGE	<ul style="list-style-type: none"> 120-240 UL / CE
LAMPING BULB INCLUDED	<ul style="list-style-type: none"> MAX 25W DIMMABLE LED BULB 2200K-2700K WARM DIM 500 LUMENS 120V : PAR20 BULB, 5.5W 240V : PAR20 BULB, 7W
BULB LIFE	30,000 HOURS
DEPOSIT BALANCE LEAD TIME	<ul style="list-style-type: none"> 50% UPON ORDER PRIOR TO SHIPPING PLEASE REFER TO WEBSITE
	<ul style="list-style-type: none"> FINISHED AND ASSEMBLED BY HAND IN NY DOMESTIC AND IMPORTED COMPONENTS


A P P A R A T U S



AGED BRASS



OIL-RUBBED BRONZE



BLACKENED BRASS



TARNISHED SILVER




LEATHER - CANE



LEATHER - SADDLE



LEATHER - TAUPE



LEATHER - BLACK



SUEDE - ICE



SUEDE - PEWTER




SUEDE - BRONZE




SUEDE - SEPIA



SUEDE - JUNIPER



SUEDE - PLUM



SUEDE - BLACK

METAL

LEATHER

SUEDE

CYLINDER : PENDANT

AGED BRASS [WAXED]
 OIL-RUBBED BRONZE [WAXED]
 BLACKENED BRASS [WAXED]
 TARNISHED SILVER [LACQUERED] ADD 35%

CANE
 SADDLE
 TAUPE
 BLACK

ICE
 PEWTER
 BRONZE
 SEPIA
 JUNIPER
 PLUM
 BLACK