



## Description

The combination of handblown glass, handcrafted wood, and classic shaping has given rise to a light of ageless elegance. The collection comprises four different suspension lights, as striking alone as they are in sets, characterized by a handblown glass shade set upon on a handcrafted wooden body.



## Tech. description

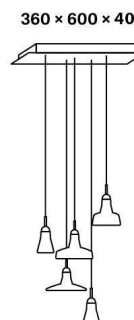
The light consists of five wooden bodies with connectors and GZ10 light source sockets. It also includes lead cables with connectors (compatible with GZ10 and GU10 light sources), the glass shades, and a wood ceiling canopy.

Colours options: [https://brokis.sharepoint.com/:b:/s/brokis\\_sp/EdGwnpYgKqtOook3K75gdKIBQbVTkFw\\_QjC1yyb4C2wam](https://brokis.sharepoint.com/:b:/s/brokis_sp/EdGwnpYgKqtOook3K75gdKIBQbVTkFw_QjC1yyb4C2wam)

## CONSTRUCTION SPECIFICATION

<b>Weight:</b>	11,5 kg
<b>Construction material:</b>	glass, wood, metal
<b>Cord length [mm]:</b>	2,000 mm
<b>Mounting:</b>	Ceiling
<b>Environment:</b>	Indoor

## DIMENSIONS [mm]



## ELECTRICAL SPECIFICATION

<b>Input voltage [V]:</b>	230 V
<b>Frequency [Hz]:</b>	50-60 Hz
<b>Max. power [W]:</b>	5 x 5 W
<b>Coverage IP:</b>	20
<b>Socket:</b>	5 x GZ10
<b>Light source:</b>	-
<b>Energy class:</b>	A+ to B depending on light source

## CERTIFICATIONS





### CM2409 LAMPIA GU10-60°

<b>Socket</b>	GU10
<b>Type</b>	LED
<b>Lamp wattage [W]</b>	5 W
<b>Input voltage [V]</b>	220 - 240 VAC
<b>Energy class</b>	A+
<b>Flux [lm]</b>	336 lm
<b>Light colour [K]</b>	2700 K
<b>CRI</b>	90+
<b>Lifespan [h]</b>	25000h
<b>Dimmable</b>	yes
<b>Dimensions h x w [mm]</b>	55 x 50 mm

# DATASHEET

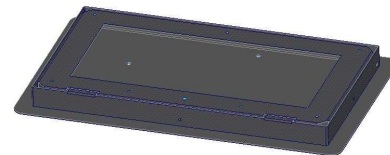
## RECOMENDED CANOPY



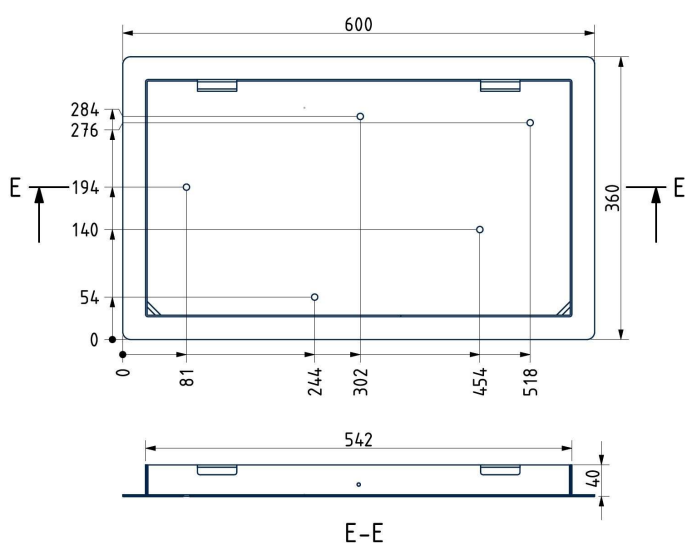
Download

### CEILING CANOPY

Dimensions l x w x h [mm] 600 x 360 x 40 mm  
Weight [kg] 6,3 kg  
Material metal



### Drawing



### Canopy bracket

